

Engage students with **Discussion** blended learning using video

Flip the classroom with this blended learning set, where face to face work is mixed in with students' self-paced online and technology based learning.

This recipe can be described as a blended learning set where Panopto is central to three different but connected activities.

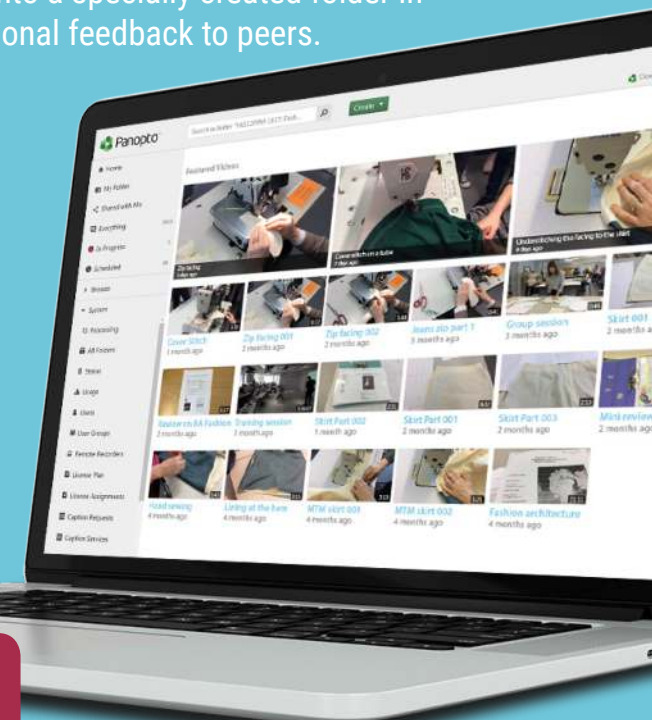
1. The academic uses Panopto to produce video-based learning resources and lesson content which students can access through Blackboard. Taking a 'flipped learning' approach, the idea is that students access these resources in advance of the face to face classroom-based session meaning that the latter can focus more on students' understanding of the material, and practical work.
2. Students use Panopto to create their own videos in which they demonstrate their learned techniques. Students can review each other's videos and give feedback making this a form of group collaborative learning. Students' written feedback is stored into a specially created folder in Blackboard. Through this activity, students learn subject matter terminology, and practice providing professional feedback to peers.
3. In this third use of Panopto, students give a presentation of their work / technique to their peers which is recorded. The lecturer can then subsequently provide written feedback linked directly to the contents of the video.

Students can access the videos as many times as they like. Experience particularly suggests that linking feedback directly to video contents leads to students having a more in-depth understanding of their topic. The group recording and the students' action of reviewing / assessing each other's work leads to greater discussion and engagement. All of these activities involve students developing employability skills. There are a number of helpsheets on using Panopto available on Blackboard and from the Digital Education team.



UNIVERSITY OF
LINCOLN

Activity provided by Ann Draycott in the School of Fine and Performing Arts.




Engage students with blended learning using video

Discussion

Flip the classroom with this blended learning set, where face to face work is mixed in with students' self-paced online and technology based learning.

- 1 Review your course for activities and learning points which could be recorded as video presentations (for instance, a lesson on theory could be produced as a video rather as the subject of a classroom-based lesson). This means that valuable classroom time can be instead focused on group discussion, practical work and critical analysis.
- 2 Provide students with clear instructions on what to do and what is expected of them. Provide instructions on how to use Panopto or point students to the helpsheets available in Blackboard.
- 3 Set up a folder in Blackboard for video files and ensure that all students have access.
- 4 Run the activity. Upload videos to Panopto.
- 5 Have videos available during subsequent classroom sessions / lecture sessions so that they may be instantly referred to if needed.



Requirements

No special licences are required for this activity, although a familiarity with Panopto is important. You can use the helpsheets provided to all staff to support your use of Panopto.



Preparation required: All that is needed to create this activity is access to Panopto, knowledge on how to use it (or ask the Digital Education team), and the associated Help Sheets on using Panopto, if needed (available through Blackboard).

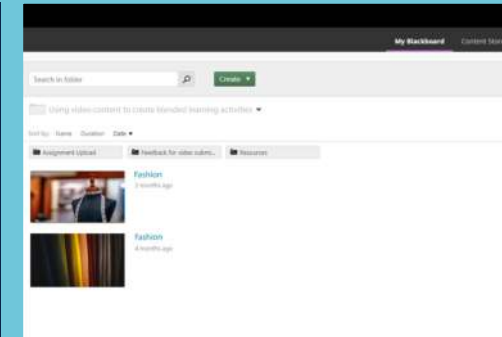


Audience: 60 students have followed this activity in the School of Fine and Performing arts, BA Hons Fashion, all year groups.

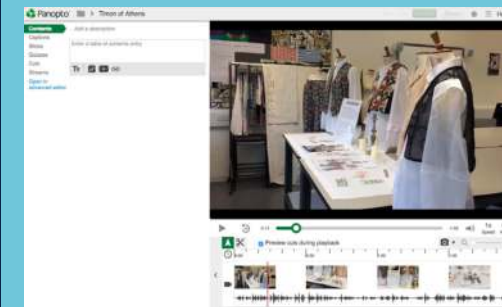


Level: This recipe is easy to integrate into your teaching, but may require some prior understanding of how Panopto works within Blackboard.

Additional Tip: Getting yourself and the students familiar with the use of Panopto will help a great deal with this activity. Consider the positioning of the camera or device when recording videos, in order to best capture specific techniques.



The Digital Education Team can support with setting up an assessment folder within Panopto for students to upload their videos.



Videos can be edited within Panopto to add notes and bookmarks.

For further guidance contact digitaleducation@lincoln.ac.uk

